

## Anti-CD82 antibody (C-Term) (STJ28271)

STJ28271

### GENERAL INFORMATION

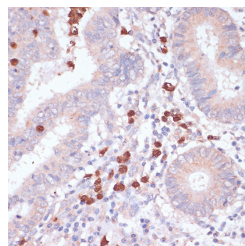
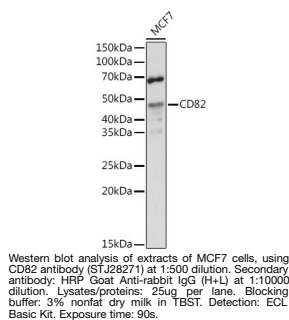
<b>Product Type</b>	Primary antibodies
<b>Short Description</b>	Rabbit polyclonal antibody anti-CD82 (C-Term) is suitable for use in Western Blot, Immunohistochemistry and Immunofluorescence.
<b>Applications</b>	WB, IHC, IF
<b>Host/Source</b>	Rabbit
<b>Reactivity</b>	Human, Mouse, Rat

### PRODUCT PROPERTIES

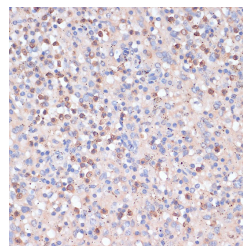
<b>Clonality</b>	Polyclonal
<b>Clone ID</b>	
<b>Concentration</b>	
<b>Conjugation</b>	Unconjugated
<b>Purification</b>	Affinity purification
<b>Dilution Range</b>	WB 1:500-1:2000 IHC 1:50-1:200 IF 1:50-1:200
<b>Formulation</b>	PBS containing 0.02% Sodium Azide, 50% Glycerol, pH7.3.
<b>Isotype</b>	IgG
<b>Storage Instruction</b>	Store in a freezer at -20°C and avoid freeze-thaw cycles.

### TARGET INFORMATION

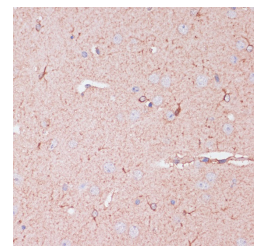
<b>Gene ID</b>	3732
<b>Gene Symbol</b>	CD82
<b>Uniprot ID</b>	CD82_HUMAN
<b>Immunogen</b>	A synthetic peptide corresponding to a sequence within amino acids 200 to the C-terminus of human CD82 (NP_002222.1).
<b>Immunogen Region</b>	C-Term
<b>Specificity</b>	
<b>Immunogen Sequence</b>	



Immunohistochemistry of paraffin-embedded human colon using CD82 antibody (STJ28271) at dilution of 1:100 (40x lens).



Immunohistochemistry of paraffin-embedded human spleen using CD82 antibody (STJ28271) at dilution of 1:100 (40x lens).



Immunohistochemistry of paraffin-embedded mouse brain using CD82 antibody (STJ28271) at dilution of 1:100 (40x lens).

This product is suitable for in-vitro studies under the RESEARCH USE ONLY [RUO] licence. This product must not be used as for diagnostic or other medical purposes.  
St John's Laboratory Ltd, Knowledge Dock Business Centre, University Way, London, E16 2RD | Tel: 0208 223 3081