

Anti-CAV1 antibody (1-100) (STJ28041)

STJ28041

GENERAL INFORMATION

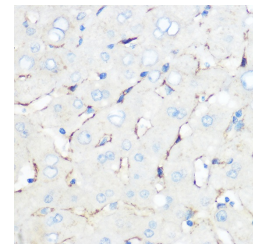
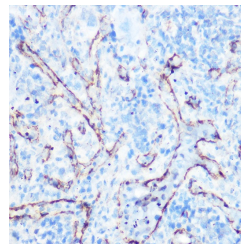
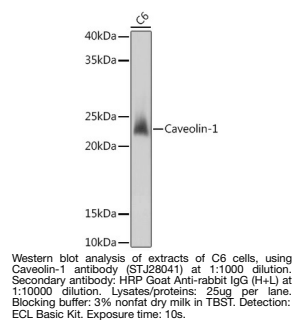
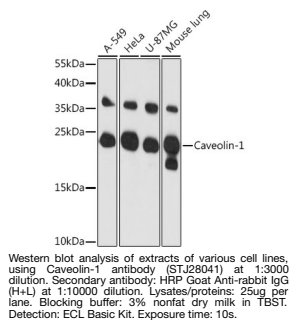
Product Type	Primary antibodies
Short Description	Rabbit polyclonal antibody anti-Caveolin-1 (1-100) is suitable for use in Western Blot, Immunohistochemistry and Immunofluorescence.
Applications	WB, IHC, IF
Host/Source	Rabbit
Reactivity	Human, Mouse, Rat

PRODUCT PROPERTIES

Clonality	Polyclonal
Clone ID	
Concentration	
Conjugation	Unconjugated
Purification	Affinity purification
Dilution Range	WB 1:500-1:2000 IHC 1:50-1:200 IF 1:50-1:200
Formulation	PBS containing 0.02% Sodium Azide, 50% Glycerol, pH7.3.
Isotype	IgG
Storage Instruction	Store in a freezer at -20°C and avoid freeze-thaw cycles.

TARGET INFORMATION

Gene ID	857
Gene Symbol	CAV1
Uniprot ID	CAV1_HUMAN
Immunogen	Recombinant fusion protein containing a sequence corresponding to amino acids 1-100 of human Caveolin-1 (NP_001744.2).
Immunogen Region	1-100
Specificity	
Immunogen Sequence	



This product is suitable for in-vitro studies under the RESEARCH USE ONLY [RUO] licence. This product must not be used as for diagnostic or other medical purposes.
 St John's Laboratory Ltd, Knowledge Dock Business Centre, University Way, London, E16 2RD | Tel: 0208 223 3081